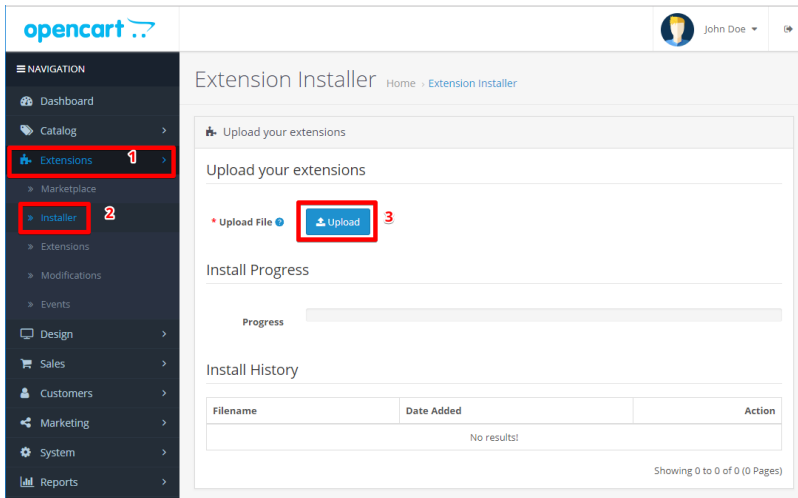


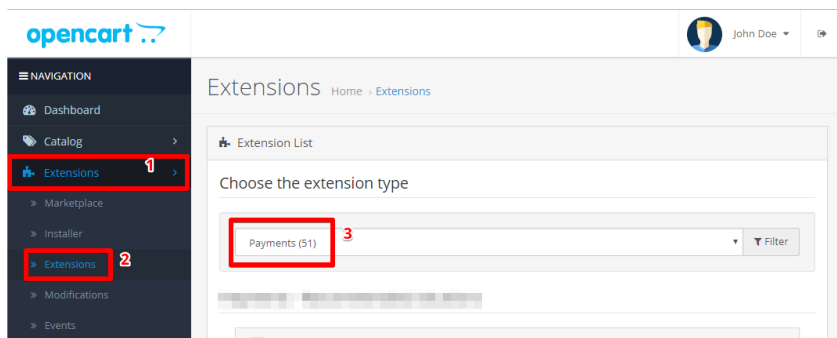
Installation

1. Choose plugin archive: Go to Extensions -> Installer and click 'Upload'.



Browse for the Opencart plugin archive and click 'Open'.

2. Install plugin: Go to Extensions ->Extensions. In the dropdown menu select Payments.



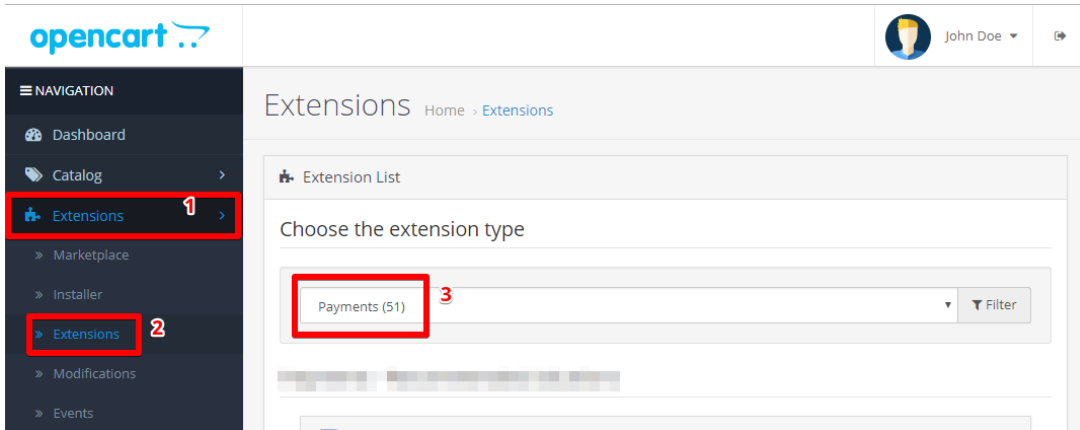
In the Payment Method list find Bilderlings Pay (Direct Post) and click 'Install':

Payments

Payment Method	Status	Sort Order	Action
[Blurred]	[Blurred]	[Blurred]	[Blurred]
[Blurred]	[Blurred]	[Blurred]	[Blurred]
[Blurred]	[Blurred]	[Blurred]	[Blurred]
[Blurred]	[Blurred]	[Blurred]	[Blurred]
[Blurred]	[Blurred]	[Blurred]	[Blurred]
[Blurred]	[Blurred]	[Blurred]	[Blurred]
Bilderlings Pay (Direct Post) 1	Disabled		2 [Install]
[Blurred]	[Blurred]	[Blurred]	[Blurred]




Configuration

1. To configure the Bilderlings Pay plugin, go to **Extensions ->Extensions**. In the dropdown menu select **Payments**:




- In the **Payment Method** list find Bilderlings Pay (Direct Post) and click 'Edit':

Payments

Payment Method		Status	Sort Order	Action
[blurred]	[blurred]	[blurred]		[blurred]
[blurred]	[blurred]	[blurred]		[blurred]
[blurred]	[blurred]	[blurred]		[blurred]
[blurred]	[blurred]	[blurred]		[blurred]
[blurred]	[blurred]	[blurred]		[blurred]
[blurred]	[blurred]	[blurred]		[blurred]
[blurred]	[blurred]	[blurred]		[blurred]
Bilderlings Pay (Direct Post)		Disabled		[blurred]  
[blurred]	[blurred]	[blurred]		[blurred]

2. Configure the plugin: Two main parameters for the configuration are **Merchant ID** and **Private Key**, that depend on the environment you are going to use - production or test one. To use the test environment, select **Yes** in the «**Sandbox Mode**» drop-down. In the test environment you can make the transactions with the test cards to make sure everything works well. Activate this payment method by selecting **Enabled** in the «**Status**» drop-down menu.
Save your changes.

Bilderlings Pay (Direct Post) Home > Payment > Bilderlings Pay (Direct Post) Click to save 

Edit Bilderlings Pay

General Order Status

* Merchant ID

* Private Key

Sandbox Mode Yes

Debug Mode Enabled


Total

Geo Zone

Status

Sort Order

3. Go to Order status tab:

Bilderlings Pay (Direct Post) Home > Payment > Bilderlings Pay (Direct Post) Click to save 

Edit Bilderlings Pay

General Order Status

Canceled Reversal Status



Completed Status

Bad Signature Status

Select what messages will be displayed for different transaction statuses. We recommend the following options:

- For completed payments select the order status 'Complete'. They will show as 'Complete' in the order list.
- 'Canceled Reversal Status' shows what status will be displayed for an order if gateway declines a payment. Select 'Canceled' for this option.
- 'Bad signature' status will be shown for all transactions which signature doesn't match the calculation algorithm. We recommend selecting 'Failed' option from the list in this case.



Here's how those transactions will be present in the order list:

<input type="checkbox"/>	71	Olga Test	Complete	2,005.00€	14/03/2018	14/03/2018	 
<input type="checkbox"/>	69	Olga Test	Canceled	\$105.00	14/03/2018	14/03/2018	 

Payment method selection on the client side

Step 5: Payment Method ▾

Please select the preferred payment method to use on this order.

Pay with card  

Add Comments About Your Order

I have read and agree to the [Terms & Conditions](#)

Test Payment confirmation

Warning message will be shown if BilderlingsPay is used in the Sandbox Mode:

Step 6: Confirm Order

Product Name	Model	Quantity	Price	Total
iPhone	product 11	1	\$101.00	\$101.00
			Sub-Total:	\$101.00
			Flat Shipping Rate:	\$5.00
			Total:	\$106.00

⚠ Warning: The payment gateway is in 'Sandbox Mode'. Your account will not be charged.

Payment page

The customer will see the following screen during the payment processing:

Recipient Test SIA

Merchant outlet country Latvia

DESCRIPTION	PAYMENT AMOUNT
Order #order-4411	10 EUR
Total amount of payment	10 EUR



[< Cancel](#)

CARD NUMBER ⓘ

CARD EXPIRATION DATE ⓘ

 /

CARDHOLDER NAME ⓘ






  

CVC2/CW2 ⓘ

We never ask for PIN-code of a credit card

If your bank supports the technology of secure online payments Verified by VISA or MasterCard Secure Code, for the payment may need to enter a special password. The methods and the possibility of obtaining passwords for making online payments you can check with the bank that issued the card.

[>](#)

These cards are protected under international standard PCI DSS data of your credit card is used only at the time of the transaction and sent over HTTPS / SSL secure protocol in the acquiring bank in encrypted form. Details of your credit card are not stored in the system and, accordingly, can not be transferred to third parties under any circumstances.