

Contents

Contents	1
Installation.....	2
Configuration.....	2
Client side payment method selection	5
Test Payment confirmation.....	5
Successful payment.....	5
Unsuccessful payment	7
Configuration in administrative system (payment gateway).....	8

Installation

In order to install it please

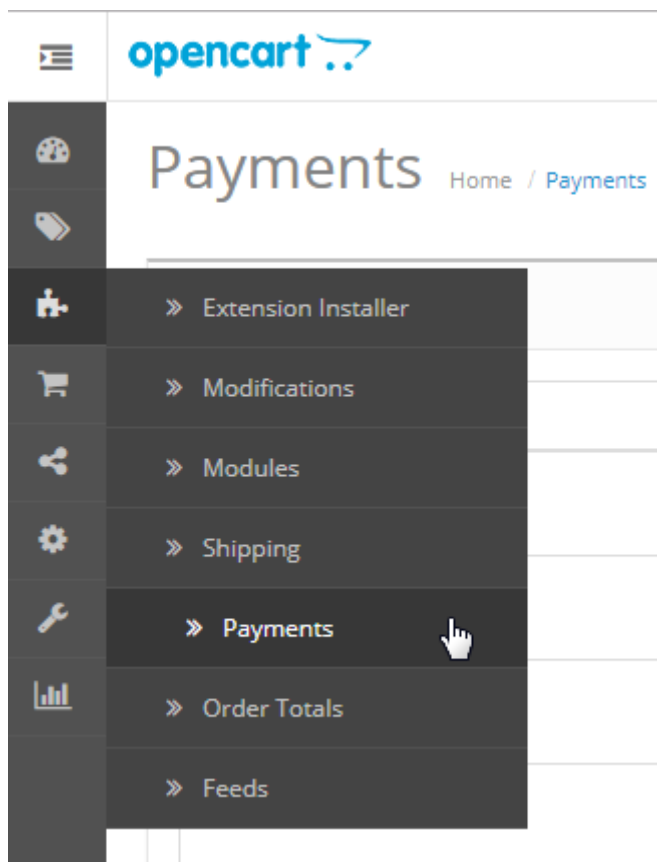
1. Copy OpenCart_module_v2.3.zip file to upload folder
2. Unzip this file
3. Changes to be uploaded:

`./admin/controller/extension/payment/bildpay2.php`
`./admin/view/template/extension/payment/bildpay2.tpl`
`./admin/view/image/payment/bildpay2.png`
`./admin/language/en-gb/extension/payment/bildpay2.php`
`./catalog/controller/extension/payment/bildpay2.php`
`./catalog/model/extension/payment/bildpay2.php`
`./catalog/view/theme/default/template/extension/payment/bildpay2.tpl`
`./catalog/language/en-gb/extension/payment/bildpay2.php`

Configuration

OpenCart administration panel.

1. Go to Payments



2. Install

Bilderlings Pay (Direct Post)



Disabled



3. Edit



4. Configure

The main parameters for the configuration - Merchant ID and Private Key, which depends on with which environment you are planning to work in the meantime (production or test one). In order to work with a test environment please tick the «Sandbox Mode» - **Yes**, then you will be able to make the transactions with the test cards in order to make sure that the system works well. Payment method has to be activated using «Status» - Enabled.

Bilderlings Pay (Direct Post)


[Home](#) / [Payment](#) / [Bilderlings Pay \(Direct Post\)](#)


Edit Bilderlings Pay


General | Order Status

*** Merchant ID**

*** Private Key**

Sandbox Mode 

Debug Mode 

Total 

Geo Zone

Status

Sort Order

5. Order status

Bilderlings Pay (Direct Post)



Home / Payment / Bilderlings Pay (Direct Post)

 Edit Bilderlings Pay

General **Order Status**

Canceled Reversal Status

Completed Status










Bad Signature Status

6. Payment history

If payments completed then order status could be defined as 'Complete'. Order will stay as 'Complete' in order list.

If gateway declined payment, then status in order list will be presented as it is defined in 'Canceled Reversal Status'.

If signature doesn't match with calculation algorithm, then status in order list will be presented as 'Failed'. Status of bad signature is defined in the 'Bad signature' field.

<input type="checkbox"/>	Order ID ^	Customer	Status	Total	Date Added	Date Modified	Action
<input type="checkbox"/>	2041	test testerson	Complete	105.00€	03/08/2017	03/08/2017	  
<input type="checkbox"/>	2040	test testerson	Failed	105.00€	03/08/2017	03/08/2017	  
<input type="checkbox"/>	2039	test testerson	Canceled	105.00€	03/08/2017	03/08/2017	  

Client side payment method selection

Step 5: Payment Method

Please select the preferred payment method to use on this order.

- Bilderlings Pay (Direct Post)
- Cash On Delivery

Add Comments About Your Order

I have read and agree to the [Terms & Conditions](#)

[Continue](#)

Test Payment confirmation

Warning message is showed if bilderlingspay is switched on in «Sandbox Mode».

Step 6: Confirm Order

Product Name	Model	Quantity	Price	Total
iPhone	product 11	1	\$101.00	\$101.00
			Sub-Total:	\$101.00
			Flat Shipping Rate:	\$5.00
			Total:	\$106.00

 Warning: The payment gateway is in 'Sandbox Mode'. Your account will not be charged.

[Confirm Order](#)

Successful payment

Such screens are used for successful payment processing:

- Insert of Card data

Customer details

First Name: test
 Last Name: test
 Country: TR
 City: Riga
 Zip: LV-2111
 Address: street123
 Phone: +12345678
 Email: en@bilderlingspay.com

Additional

locale: en_US

Order description (products)

NAME	UNIT	VAT%	VAT	DISC%	DISC	AMOUNT
HP LP3065	1					100

Reciept opencart15

DESCRIPTION	PAYMENT AMOUNT
Order #Order-7	105 USD
Total amount of payment	105 USD

CARD NUMBER ⓘ

CARD EXPIRE DATE ⓘ

 /

CARDHOLDER NAME ⓘ

CVC2/CV2 ⓘ

We never ask for PIN-code of a credit card

If your bank supports the technology of secure online payments Verified by VISA or MasterCard Secure Code, for the payment may need to enter a special password. The methods and the possibility of obtaining passwords for making online payments you can check with the bank that issued the card.

Pay >

Cancel

- Successful message after payment is performed

Invoice processing is DONE:

Invoice Ref:	Zi4judng45.JQqNWYLG7SLaa9I
Amount:	105
Currency:	USD
Created Date:	2017-03-27T08:23:13.736Z
Updated Date:	2017-03-27T08:23:13.771Z
Shop Code:	opencart15

Click the button below in order to return to the merchant's website.

< Return to the Website

- Return to shop form

[Home](#) » [Shopping Cart](#) » [Checkout](#) » [Success](#)

Your Order Has Been Processed!

Your order has been successfully processed!

Please direct any questions you have to the [store owner](#).

Thanks for shopping with us online!

Continue

Unsuccessful payment

- Message in case if payment is declined



Something bad happened during payment:

Error code:	FIRSTDATA_FAIL
Error message:	(129) Suspected counterfeit card
Request ID:	dev:TKGqLhyxmb:1490557381737

Invoice Ref:	xVo1Q224vzp5xDqiepjvhdMk
Amount:	105
Currency:	USD
Created Date:	2017-03-26T19:42:38.566Z
Shop Code:	opencart15

But don't worry, just continue payment

< Back to the card data page
or cancel payment of this invoice

- Cancel payment message



Invoice processing ERROR:

Error code:	CANCELLED_BY_USER
Error message:	Invoice cancelled by user
<hr/>	
Invoice Ref:	xVo1Q224vzp5xDqiejvvhbDmK
Amount:	105
Currency:	USD
Created Date:	2017-03-26T19:42:38.566Z
Updated Date:	2017-03-26T19:43:59.036Z
Shop Code:	opencart15

Click the button below in order to return to the merchant's website.

[< Return to the Website](#)

- Return to form

Checkout

Step 1: Checkout Options

<p>New Customer</p> <p>Checkout Options:</p> <p><input type="radio"/> Register Account</p> <p><input checked="" type="radio"/> Guest Checkout</p> <p>By creating an account you will be able to shop faster, be up to date on an order's status, and keep track of the orders you have previously made.</p> <p>Continue</p>	<p>Returning Customer</p> <p>I am a returning customer</p> <p>E-Mail:</p> <input type="text"/> <p>Password:</p> <input type="password"/> <p>Forgotten Password</p> <p>Login</p>
--	--

Configuration in administrative system (payment gateway)

- A. System administrator must register 2 URLs in the administration system of payment gateway.
 - Notification URL
`<store URL> /index.php?route=payment/bildpay2/notify`
 - Return URL

<store URL> /index.php?route=payment/bildpay2/callback

B. Plugin uses payment method

FD_SMS_3D_OPTIONAL

It should be allowed for store in the administration system